

Activate Your Skin

RENEW SKIN FIRMNESS WITH THE GRADUAL
AND LASTING EFFECTS OF THE ORIGINAL
COLLAGEN STIMULATOR¹⁷

Collagen IS KEY

By age 45 you face up to 25% collagen loss.¹


Why is collagen so important to the skin as we age?

Collagen is a fibrous protein in the deep dermis that gives skin structure and supports the functions of elastin and hyaluronic acid (HA). It helps maintain the skin's shape, while keeping it smooth and hydrated. A healthy supply of collagen makes for a more youthful-looking complexion.

Age-induced collagen loss weakens your skin's inner structure, reducing its ability to maintain elasticity and moisture.^{2,3}

This weakened inner structure can lead to lines, wrinkles, and folds, as well as a loss of elasticity and support.³

YOU LOSE ABOUT 1% OF COLLAGEN PER YEAR.¹

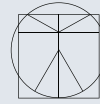


Common Side Effects

The most common side effects after initial treatment include injection site swelling, tenderness, redness, pain, bruising, bleeding, itching and lumps. Please consult with your practitioner for contraindications and suitability.

WHY Sculptra?

Sculptra activates the skin's ability to produce collagen.⁵⁻⁹



THE ORIGINAL COLLAGEN STIMULATOR

Replaces structural support lost during aging to improve skin laxity.⁵⁻⁹



RESTORES SKIN GRADUALLY

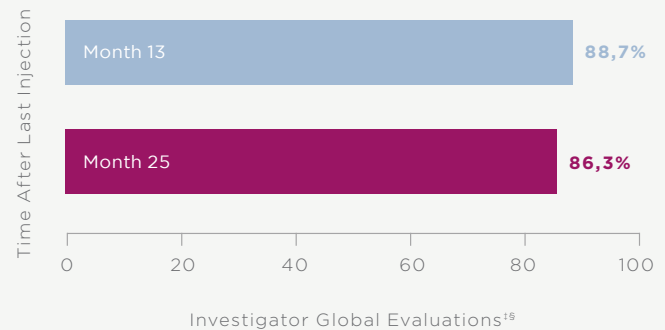
Renews the skin by restoring volume and smoothing wrinkles.^{8,10-15}



PROVIDES LASTING RESULTS

Results last up to 25 months after the last treatment.^{10,11}

Patients Showing Improvement¹⁶



[†]Clinical study ended at 25 months.

[‡]Investigators used a 5-point scale (4=excellent improvement, 3=much improvement, 2=improved, 1=no change, 0=worse) for global evaluations assessed from baseline.

[§]116 subjects were enrolled in the 13 month study; the long-term study looked at 106 Sculptra patients.

LASTING results

Sculptra renews the skin by improving the appearance of wrinkles up to 25 months after last treatment.¹⁰

Gradual and long-lasting results

ELISSA, 49

Actual patient. Individual results may vary.
Treated with 5 vials of *Sculptra*.



BEFORE



45 DAYS AFTER 2ND SESSION



25 MONTHS AFTER TREATMENT

One to four treatments (typically three) may be needed to achieve optimal correction with a minimum of three week intervals between injection sessions

Results that speak for themselves

CARA, 42

Actual patient. Individual results may vary. Treated with 3 vials of *Sculptra*.



BEFORE



AFTER 8 MONTHS

“*Sculptra* has made a **massive difference** to me. It's given me confidence and taken **years off** my face.”

© Dr Linda Eve. Pictures are reproduced with permission.

STEWART, 54

Actual patient. Individual results may vary. Treated with 5 vials of *Sculptra*.



BEFORE



AFTER 7 MONTHS

“I am **absolutely delighted** with the increased volume and improved skin tone and feel **I look much younger** and healthier!”

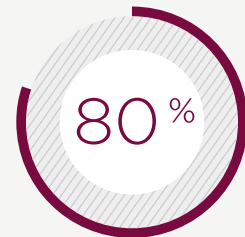
© Dr Linda Eve. Pictures are reproduced with permission.

Youthful-looking skin STARTS WITHIN

If you're looking for a natural looking treatment option to aging which leaves skin radiant and smooth, then *Sculptra* may be a good choice for you. Talk to your aesthetic practitioner to find out more.

Learn more about *Sculptra* at
galdermaaesthetics.co.uk

80% OF USERS WERE
STILL SATISFIED WITH
THEIR TREATMENT
RESULTS 25 MONTHS
AFTER THEIR LAST
INJECTION.^{16**†}



Results that speak for themselves

KATHERINE, 53

Actual patient. Individual results may vary. Treated with 3 vials of *Sculptra*.



BEFORE



AFTER 18 WKS.



AFTER 27 WKS.

*Clinical study ended at 25 months.

†User = Clinical trial subject

Individual results may vary.

galdermaaesthetics.co.uk

Key to Firmer Skin



Individual results may vary.

References

1. Shuster S, Black MM, McVitie E. Br J Dermatol. 1975;93:639-643.
2. Ganjoo A. Aging skin. In: Venkataram M, ed. ACS(I) Textbook on Cutaneous and Aesthetic Surgery. 1st ed. New Delhi, India: Jaypee Brothers Medical Publishers; 2012:545-549.
3. Vleggaar D, Fitzgerald R. J Drugs Dermatol. 2008;7(3):209-220.
4. Vedamurthy M. Soft tissue augmentation: hyaluronic acid fillers. In: Venkataram M, ed. ACS(I) Textbook on Cutaneous and Aesthetic Surgery. 1st ed. New Delhi, India: Jaypee Brothers Medical Publishers; 2012:634-645.
5. Stein P et al. J Dermatol Sci 2015;78(1):26-33.9.
6. Goldberg D et al. Dermatol Surg 2013;39(6):915-22.
7. Vleggaar D et al. J Drugs Dermatol 2014;13 (4 suppl):s29-31.
8. Moyle GJ et al. HIV Med 2004;5(2):82-7.
9. Bohnert K et al. Plast Reconstr Surg 2019;127(4):1684-92.
10. Narins RS et al. J Am Acad Dermatol 2010;62(3):448-62.
11. Brandt FS et al. Aesthet Surg J 2011;31(5):521-528.
12. Nelson L and Stewart KJ. J Plast Reconstr Aesthet Surg 2012;65(4):439-47.
13. Mest DR and Humble G. Dermatol Surg 2006;32(11): 1336-45.
14. Chen HH et al. JAMA Facial Plast Surg 2015;17(1):39-43.
15. Valantin MA et al. AIDS 2003;17(17):2471-7.
16. Brown SA, Rohrich RJ, Baumann L, et al. Plast Reconstr Surg. 2011;127(4):1684-1692.
17. Data on file MA-46589.

galdermaaesthetics.co.uk