
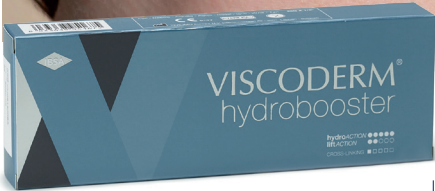


VISCODERM[®] hydrobooster



THE TRIUMPH OF HYDRATION.
Quality shown on skin.



EVERYONE IS A MASTERPIECE.



Caring Innovation

WHAT IS VISCODERM[®] hydrobooster

The new injectable solution
that offers a **dual action**:

HYDRO

Deep hydration
to improve **elasticity**,
radiance and
smoothness of the skin

+

Stretching effect on
superficial wrinkles,
particularly indicated for
the **dynamic areas** of the face

STRETCH

HYDROSTRETCHING

RESULTS

Offers natural and harmonious results guaranteeing:

RELIABILITY

IBSA produces a **biotechnological ultrapure hyaluronic acid** (not of animal origin) and has **full control of all production** processes.

HOMOGENEITY

Thanks to the **perfect integration** in the skin, resulting in a **natural appearance** and **adapting to the unique characteristics** of the face.

RESULTS

With an **immediate noticeable improvement, long-lasting** results and **reduced downtime owing** to its high tolerability.



BEFORE & AFTER

DEEP HYDRATION

BEFORE¹

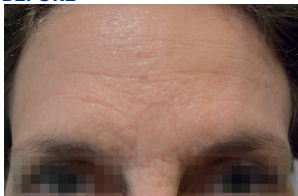


**1 MONTH
AFTER THE 1ST TREATMENT**



SUPERFICIAL STRETCHING

BEFORE²



**3 MONTHS
AFTER THE 2ND TREATMENT**



BEFORE³



**3 MONTHS
AFTER THE 2ND TREATMENT**



VISCODERM[®]

hydrobooster cream



Hydrating cream specifically formulated with high molecular weight hyaluronic acid.

Thanks to the emollient and moisturizing action of combining HA with jojoba oil, VISCODERM[®] HYDROBOOSTER CREAM helps to restore the hydrolipidic film of the skin and keep it intact over time.

PURE
HYALURONIC
ACID

FORMULATION PLUS

Developed with a pleasant, silky texture and is quickly absorbed.

HOW TO USE

Apply on face and neck, morning and evening, with a light massage until completely absorbed.

IBSA Farmaceutici Italia S.r.l
Via Martiri di Cefalonia 2 - 26900 Lodi - Italy

 ibsaderma.com

@ info@ibsaderma.com

 [ibsa derma](https://www.facebook.com/ibsa.derma)

 [ibsa_derma](https://www.instagram.com/ibsa_derma)

References:

- 1) Courtesy of Dr. R. Russo (Italy)
Patient 1 Glogau Scale Type 1, initial signs of wrinkles in the malar area.
- 2) Courtesy of Dr. P. Piersini (Italy)
Patient 2 Glogau Scale Type 2, with a slight presence of forehead wrinkles.
- 3) Courtesy of Dr. P. Piersini (Italy)
Patient 3 Glogau Scale Type 3, with a visible presence of wrinkles in the periocular area.

